


MODEL 110 EQUALIZER

FAST ₂


The Model 110 Equalizer can be integrated with most moulders, creating a highly efficient work cell to trim parts to length and then automatically feed the parts into your moulder.

The Model 110 Equalizer will increase production, minimize material handling, reducing part damage potential, with less labor. The moulder / equalizer combination cell can be operated by one person for increased profits and productivity.




FEATURES AND BENEFITS

- Servo controlled feed belts with automatic electronic squaring adjust for the accuracy you need.
- Integral infeed adjustable hopper for consistent production flow.
- Integral outfeed transfer to moulder offers high production, even on short length parts.
- Stretcher mounted trim motor, feed belt and hold down with unit adjust for fast changeovers.
- Adjustable beam is mounted on linear bearings and equipped with electronic position control integrated with touch screen interface.



SPECIFICATIONS

- 9" minimum, 96" maximum length capacity. 1/2" minimum to 2" maximum thickness capacity.
- Trim motors, 7-1/2" HP with variable frequency drive.
- Dual AC servo feed system provides feed rates of 8' to 100' per minute rate.
- Touch Screen operator interface requires no special computer skills.



SETTING THE STANDARD - SINCE 1905

MER-110-09/14

Mereen-Johnson LLC

575 Ninth Street SE, Suite 200
Minneapolis, Minnesota 55414 USA
Ph (612) 529-7791 / (888) 465-7297
Fx (612) 529-0120 - www.mereen-johnson.com

