


Increase Yield & Productivity

The Model 524-RF/SR Roll Feed Select-a-Rip Saw, when combined with the high speed Rip Navigator Scout-HS, will provide better feeding accuracy, detailed production and vendor reporting, improved lumber yield, higher profits and greater operator safety.



Shown with Optional Infeed Hogging Arbor

Specifications:

- Capacity:**
24" arbor space
- Shifting Saw(s):**
First arbor; Two shifting hogs (optional). Second arbor: One to four shifting blade(s) in combination with optional fixed center blade. 1" min. width net rip between saws.
- Arbor Drive:**
Belt Drive up to 150 HP, 3600 RPM TEFC saw arbor motor.
- Feed Rate:**
Up to 500' per minute.

- Hold Downs:**
Eight 4" dia. air loaded press rolls with optional hogging arbor. Infeed and out-feed air loaded shoe hold downs.
- Dust Collection:**
One 18" dia. and one 5" dia. upper -- 9,680 total CFM required.
- Electrical:**
Arranged for 3/60/230 or 460 volt power supply (other electrics available).
- Shipping Information:**
Nominal 13' by 6' by 6' shipping skid, 14,400 lbs, 6,550 kg.

Upgrade to FULL AUTOMATION with Scout Loader

Scout Loader is a fully automated feeder designed to directly offload deadpacked lumber from bunks to the Rip Navigator Scout Optimizing system for more efficient and flexible production. The system features a compact footprint compared to unscramblers and tilt hoists.



Rip Navigator Scout Optimizing System and Scout Lumber Loader

Scout Loader will save labor, streamline production, reduce material handling damage, and will precisely transfer each layer of boards through vacuum lift assist without destabilizing the bunk.

Specifications

- Capacity**
4' wide x 4' tall x 17-6" maximum bunk capacity.
- Transfer Carriage**
Four vacuum boxes mounted from heavy steel frame carriage riding on V castors and rails.
- Even End Roll Case**
Combination of 3-1/2" driven and idle jump rolls arranged to receive each layer of boards and transfer to end stop.
- Lateral Chain Deck**
Seven strands of chains integrated with Rip Navigator Scout drive.
- Electrical**
Arranged for 3/60/230 or 460 volt power supply (other electrics available).
- Shipping Information**
Two skids: Nominal 20' by 7' by 4', 8,400 lbs.
Nominal 10' by 8' by 3', 4,700 lbs.

MER524RF/SR0417


Mereen-Johnson LLC
575 Ninth Street SE, Suite 200
Minneapolis, Minnesota 55414
Phone - (612) 529-7791
or (888) 4MJSAWS (465-7297)
info@mereen-johnson.com
www.mereen-johnson.com



www.MEREEEN-JOHNSON.com
Leading Technology - Lasting Performance




Model 524-RF/SR *Select-A-Rip™* Roll Feed Edging Multiple Rip Saw



Shown with Optional 2-sided Hogging Arbor in Combination with Four Shifting Saws and One Fixed Center Saw



Four Shifting Saws and One Fixed Center Saw



Optional Two-sided Hogging

High-Speed, Flexible Production